



Attendance Percentage Report : 2024-2025

Department Details: B.B.A - Business Administration - I Year - A

Date: 01-01-2025 - 31-01-2025

S.No	Student ID	Student Name	P1	P2	P3	P4	P5	Total No Of Periods	Atten Peroids	Absent Peroids	Percentage
1	24BBA001	SRINIVASAN.U	17	17	16	17	17	84	74	10	88.10
2	24BBA002	KEERTHANA A	17	17	16	17	17	84	63	21	75.00
3	24BBA003	PUSHKAR SHARMA	17	17	16	17	17	84	41	43	48.81
4	24BBA004	REVANTH.B	17	17	16	17	17	84	29	55	34.52
5	24BBA005	MADHESH M V	17	17	16	17	17	84	15	69	17.86
6	24BBA006	GOWRI M	17	17	16	17	17	84	58	26	69.05
7	24BBA007	EDWIN.K	17	17	16	17	17	84	73	11	86.90
8	24BBA009	MOHAN RAJ G	17	17	16	17	17	84	61	23	72.62
9	24BBA011	AKASH M	17	17	16	17	17	84	78	6	92.86
10	24BBA012	SRIJANA MITTAL	17	17	16	17	17	84	69	15	82.14
11	24BBA013	ASWIN B	17	17	16	17	17	84	68	16	80.95
12	24BBA014	ANGEL SIPPORAL J	17	17	16	17	17	84	57	27	67.86
13	24BBA015	TIWARI PRIYANSHU SHASHIDHAR	17	17	16	17	17	84	48	36	57.14
14	24BBA016	KARUN RAJU G H	17	17	16	17	17	84	67	17	79.76
15	24BBA017	VASANTHA KUMAR.N	17	17	16	17	17	84	59	25	70.24
16	24BBA018	ATHIKESAVAN S	17	17	16	17	17	84	27	57	32.14
17	24BBA020	RAMKUMAR K	17	17	16	17	17	84	55	29	65.48
18	24BBA021	NITHISHKUMAR V	17	17	16	17	17	84	54	30	64.29
19	24BBA022	AJAY AKASH R	17	17	16	17	17	84	64	20	76.19
20	24BBA023	TAMILARASAN R	17	17	16	17	17	84	19	65	22.62
21	24BBA024	DHARSHAN K	17	17	16	17	17	84	73	11	86.90
22	24BBA025	GHEVARAM B	17	17	16	17	17	84	47	37	55.95
23	24BBA026	LENAN NSK	17	17	16	17	17	84	75	9	89.29
24	24BBA027	VISHAL A	17	17	16	17	17	84	56	28	66.67
25	24BBA028	SASI KUMAR R	17	17	16	17	17	84	59	25	70.24
26	24BBA029	MAHAK SINGH N	17	17	16	17	17	84	3	81	3.57
27	24BBA030	DEEPAK G	17	17	16	17	17	84	30	54	35.71
28	24BBA031	PRIYADHARSHINI J	17	17	16	17	17	84	48	36	57.14
29	24BBA032	PRASANNA KUMAR P	17	17	16	17	17	84	50	34	59.52
30	24BBA033	MONISH K	17	17	16	17	17	84	3	81	3.57

S.No	Student ID	Student Name	P1	P2	P3	P4	P5	Total No Of Periods	Atten Peroids	Absent Peroids	Percentage
31	24BBA034	BOOMIKA T	17	17	16	17	17	84	79	5	94.05
32	24BBA035	SANTHOSH MAROIL	17	17	16	17	17	84	50	34	59.52
33	24BBA036	MOHAMMED REHAN H	17	17	16	17	17	84	71	13	84.52
34	24BBA037	NITHISH.P	17	17	16	17	17	84	38	46	45.24
35	24BBA038	RISHI SHARMA.S	17	17	16	17	17	84	26	58	30.95
36	24BBA041	VISHNU.S	17	17	16	17	17	84	71	13	84.52
37	24BBA042	JEEVA.R	17	17	16	17	17	84	47	37	55.95
38	24BBA043	SASIREKHA.A	17	17	16	17	17	84	67	17	79.76
39	24BBA044	AJITH KUMAR B	17	17	16	17	17	84	64	20	76.19
40	24BBA045	GALANKI RANA	17	17	16	17	17	84	53	31	63.10
41	24BBA046	JEEVARSHINI.C	17	17	16	17	17	84	78	6	92.86
42	24BBA047	RUBAKANTHAN.K	17	17	16	17	17	84	57	27	67.86
43	24BBA048	MONISHA.S	17	17	16	17	17	84	3	81	3.57
44	24BBA049	PRAKASH G	17	17	16	17	17	84	4	80	4.76

b. N. Nair
Class Incharge

C. T. Subramanian
HOD

[Signature]
Principal





Attendance Percentage Report : 2024-2025


Department Details: B.B.A - Business Administration - II Year - A

Date: 01-01-2025 - 31-01-2025

S.No	Student ID	Student Name	P1	P2	P3	P4	P5	Total No Of Periods	Atten Peroids	Absent Peroids	Percentage
1	23BBA001	SATHISH S	17	17	17	17	17	85	62	23	72.94
2	23BBA002	SAKTHI P	17	17	17	17	17	85	71	14	83.53
3	23BBA004	RITHISH BABU M	17	17	17	17	17	85	44	41	51.76
4	23BBA005	BRIAN LARA D	17	17	17	17	17	85	29	56	34.12
5	23BBA006	FAIZEL A	17	17	17	17	17	85	70	15	82.35
6	23BBA008	GOPI S.A	17	17	17	17	17	85	3	82	3.53
7	23BBA009	HEMANTH KUMAR.M	17	17	17	17	17	85	72	13	84.71
8	23BBA011	KEERTHIKA M	17	17	17	17	17	85	84	1	98.82
9	23BBA012	SHRESTH JAISWAL	17	17	17	17	17	85	45	40	52.94
10	23BBA014	PRASATH.K	17	17	17	17	17	85	75	10	88.24
11	23BBA016	PAWAN SINGH C	17	17	17	17	17	85	73	12	85.88
12	23BBA018	VASANTH A	17	17	17	17	17	85	64	21	75.29
13	23BBA019	SARATHY T	17	17	17	17	17	85	61	24	71.76
14	23BBA020	ANITHA K	17	17	17	17	17	85	77	8	90.59
15	23BBA023	RAJAGURU.M	17	17	17	17	17	85	84	1	98.82
16	23BBA024	LAVANYA M	17	17	17	17	17	85	61	24	71.76
17	23BBA026	YUVANESHWARAN N	17	17	17	17	17	85	55	30	64.71
18	23BBA027	MUNYAPPAN E	17	17	17	17	17	85	69	16	81.18
19	23BBA032	BHARATH KUMAR D	17	17	17	17	17	85	75	10	88.24
20	23BBA033	ANTONY GILVAR J	17	17	17	17	17	85	21	64	24.71
21	23BBA034	UDHAYA KIRAN M	17	17	17	17	17	85	45	40	52.94
22	23BBA035	SANJAYKUMAR T	17	17	17	17	17	85	43	42	50.59
23	23BBA036	KAMALI P	17	17	17	17	17	85	62	23	72.94
24	23BBA038	BASKAR K	17	17	17	17	17	85	64	21	75.29
25	23BBA040	SATHISH KUMAR S L	6	6	6	6	6	30	24	6	80.00


Class Incharge


HOD


Principal



Attendance Percentage Report : 2024-2025

Department Details: B.B.A - Business Administration - III Year - A

Date: 01-01-2025 - 31-01-2025

S.No	Student ID	Student Name	P1	P2	P3	P4	P5	Total No Of Periods	Atten Peroids	Absent Peroids	Percentage
1	22BBA001	S VASANTH KUMAR	17	17	17	16	17	84	52	32	61.90
2	22BBA002	J.JYOTHI	17	17	17	16	17	84	63	21	75.00
3	22BBA003	SATHYA P	17	17	17	16	17	84	80	4	95.24
4	22BBA004	SACHITHA M	17	17	17	16	17	84	68	16	80.95
5	22BBA005	R HARI PRAKASH	17	17	17	16	17	84	51	33	60.71
6	22BBA006	MITHILESH BALAJI R	17	17	17	16	17	84	60	24	71.43
7	22BBA007	DINESH KUMAR S	17	17	17	16	17	84	2	82	2.38
8	22BBA008	SANGAVI P	17	17	17	16	17	84	55	29	65.48
9	22BBA009	MUGILAN B	17	17	17	16	17	84	57	27	67.86
10	22BBA010	MOHAMMED IBRAHIM A	17	17	17	16	17	84	50	34	59.52
11	22BBA011	PIYUSH KUMAR	17	17	17	16	17	84	47	37	55.95
12	22BBA014	PRAVIN KUMAR.G	17	17	17	16	17	84	40	44	47.62
13	22BBA016	ATHIPANKUMAR G	17	17	17	16	17	84	35	49	41.67
14	22BBA017	SARAVANAPERUMAL M	17	17	17	16	17	84	56	28	66.67
15	22BBA018	VASANTHA KUMAR V	17	17	17	16	17	84	64	20	76.19
16	22BBA020	SRIRAM V	17	17	17	16	17	84	71	13	84.52
17	22BBA021	MARILAKSHMI.M	17	17	17	16	17	84	65	19	77.38
18	22BBA022	CHIRAG JANGID P	17	17	17	16	17	84	37	47	44.05
19	22BBA023	KISHORE A	17	17	17	16	17	84	60	24	71.43
20	22BBA024	YUVARAJ P	17	17	17	16	17	84	32	52	38.10
21	22BBA025	MADHAVAN R	17	17	17	16	17	84	57	27	67.86
22	22BBA027	A.BASKAR	17	17	17	16	17	84	56	28	66.67
23	22BBA030	SUBASHREE S	17	17	17	16	17	84	69	15	82.14
24	22BBA031	VIJAYAKUMAR V	17	17	17	16	17	84	49	35	58.33
25	22BBA033	PADMAVASAN G	17	17	17	16	17	84	57	27	67.86
26	22BBA034	EZHIL ARASAN G	17	17	17	16	17	84	12	72	14.29
27	22BBA039	LOGAPRIYA R	17	17	17	16	17	84	79	5	94.05
28	22BBA040	RAGHUL GANDHI I	17	17	17	16	17	84	27	57	32.14
29	22BBA041	UDHAYA S	17	17	17	16	17	84	14	70	16.67
30	22BBA042	YOGESHWARAN K	17	17	17	16	17	84	31	53	36.90
31	22BBA043	SUNDAR E	17	17	17	16	17	84	30	54	35.71
32	22BBA046	AKASH A	17	17	17	16	17	84	54	30	64.29
33	22BBA047	MANIKANDAN.A	17	17	17	16	17	84	51	33	60.71
34	22BBA049	SRINIVASAN.P	17	17	17	16	17	84	32	52	38.10
35	22BBA050	KIRUTHIGA.N	17	17	17	16	17	84	35	49	41.67

S.No	Student ID	Student Name	P1	P2	P3	P4	P5	Total No Of Periods	Atten Peroids	Absent Peroids	Percentage
36	22BBA051	MOHAMED SALMAN M	17	17	17	16	17	84	50	34	59.52
37	22BBA053	SONALEESHWARAN V	17	17	17	16	17	84	43	41	51.19
38	22BBA054	ARTHY S	17	17	17	16	17	84	59	25	70.24
39	22BBA055	PRAVEEN KUMAR S	17	17	17	16	17	84	53	31	63.10
40	22BBA058	IMRAN K	17	17	17	16	17	84	46	38	54.76
41	22BBA059	PRAKASH S	17	17	17	16	17	84	53	31	63.10
42	22BBA062	VARUNKUMAR E J	17	17	17	16	17	84	71	13	84.52
43	22BBA063	RANJANI K	17	17	17	16	17	84	60	24	71.43
44	22BBA066	HENDRY ROHAN A	17	17	17	16	17	84	42	42	50.00
45	22BBA070	KJONATHAN JOSHUA	17	17	17	16	17	84	53	31	63.10

S. S.
Class Incharge
04/12/25

C. P. Dule
HOD

[Signature]
Principal