




Attendance Percentage Report : 2024-2025
Department Details: B.Sc - Criminology and Criminal Justice Science - I Year - A
Date: 01-01-2025 - 31-01-2025

S.No	Student ID	Student Name	P1	P2	P3	P4	P5	Total No Of Periods	Atten Peroids	Absent Peroids	Percentage
1	24CCJS001	YUKESH M	17	17	16	17	17	84	62	22	73.81
2	24CCJS002	DINESHWAR S M	17	17	16	17	17	84	34	50	40.48
3	24CCJS003	ARUN KUMAR S	17	17	16	17	17	84	65	19	77.38
4	24CCJS004	SATHIYABALA R	17	17	16	17	17	84	73	11	86.90
5	24CCJS005	MOULIRAMAN S	17	17	16	17	17	84	54	30	64.29
6	24CCJS006	LATHA S	17	17	16	17	17	84	69	15	82.14
7	24CCJS007	JEREMIAH I	17	17	16	17	17	84	82	2	97.62
8	24CCJS008	NANDA KUMAR B	17	17	16	17	17	84	60	24	71.43
9	24CCJS009	ABESHEK B	17	17	16	17	17	84	76	8	90.48
10	24CCJS010	ANBUMANI B	17	17	16	17	17	84	75	9	89.29
11	24CCJS011	SRIMAN RAJ M	17	17	16	17	17	84	62	22	73.81
12	24CCJS012	THEENTAMILARASU.S	17	17	16	17	17	84	47	37	55.95
13	24CCJS013	DINESH PRASHAD D	17	17	16	17	17	84	76	8	90.48
14	24CCJS014	ABILASH B	17	17	16	17	17	84	79	5	94.05
15	24CCJS015	MANIKANDAN.B	17	17	16	17	17	84	67	17	79.76
16	24CCJS016	SUSHITH G	17	17	16	17	17	84	66	18	78.57
17	24CCJS017	VIGNESHWARAN.S	17	17	16	17	17	84	77	7	91.67
18	24CCJS018	PREM KUMAR.S	17	17	16	17	17	84	77	7	91.67
19	24CCJS019	SAKTHIMURUGA.S	17	17	16	17	17	84	57	27	67.86
20	24CCJS020	MADHAVAN M	17	17	16	17	17	84	66	18	78.57
21	24CCJS021	PREMNATH J	17	17	16	17	17	84	73	11	86.90
22	24CCJS022	FELVIN.J	17	17	16	17	17	84	72	12	85.71
23	24CCJS023	M THARUN KUMAR	17	17	16	17	17	84	46	38	54.76
24	24CCJS024	ABISHAKE.C	17	17	16	17	17	84	79	5	94.05
25	24CCJS025	AAKASH R	17	17	16	17	17	84	66	18	78.57
26	24CCJS026	ANBUSELVAN D	17	17	16	17	17	84	52	32	61.90
27	24CCJS027	VISHAL M	17	17	16	17	17	84	24	60	28.57
28	24CCJS028	LOKESH G	17	17	16	17	17	84	35	49	41.67
29	24CCJS029	NAVEEN KUMAR S	17	17	16	17	17	84	70	14	83.33
30	24CCJS030	SABARI GIRI M	17	17	16	17	17	84	44	40	52.38
31	24CCJS031	HARSATH KUMAR M	17	17	16	17	17	84	80	4	95.24
32	24CCJS032	SUBASH CHANDRAN B	17	17	16	17	17	84	44	40	52.38
33	24CCJS033	SHEIK SHARON EVANGLINE A	17	17	16	17	17	84	64	20	76.19
34	24CCJS034	ARUN C	17	17	16	17	17	84	78	6	92.86
35	24CCJS035	YATHISH P	17	17	16	17	17	84	59	25	70.24
36	24CCJS036	LAVANYA.S	17	17	16	17	17	84	50	34	59.52

S.No	Student ID	Student Name	P1	P2	P3	P4	P5	Total No Of Periods	Atten Peroids	Absent Peroids	Percentage
37	24CCJS037	ARIKA.J	17	17	16	17	17	84	77	7	91.67
38	24CCJS038	SANTHOSH.S	17	17	16	17	17	84	63	21	75.00
39	24CCJS039	POJITH R	17	17	16	17	17	84	35	49	41.67
40	24CCJS040	AKASH.R	17	17	16	17	17	84	29	55	34.52
41	24CCJS041	RAM PRAVEEN E	17	17	16	17	17	84	19	65	22.62
42	24CCJS042	SIDHARTH BADARA S	17	17	16	17	17	84	61	23	72.62
43	24CCJS043	MOHIT	17	17	16	17	17	84	66	18	78.57


Class Incharge


HOD

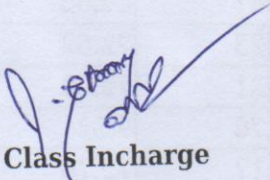

Principal


Attendance Percentage Report : 2024-2025
Department Details: B.Sc - Criminology and Criminal Justice Science - II Year - A


Date: 01-01-2025 - 31-01-2025

S.No	Student ID	Student Name	P1	P2	P3	P4	P5	Total No Of Periods	Atten Peroids	Absent Peroids	Percentage
1	23BAP001	MURALITHARAN A	17	17	17	17	16	84	78	6	92.86
2	23BAP002	TRINETA ROSE MARY.M	17	17	17	17	16	84	79	5	94.05
3	23BAP003	NADHI N	17	17	17	17	16	84	59	25	70.24
4	23BAP004	HARISH M	17	17	17	17	16	84	79	5	94.05
5	23BAP005	HARI DHANRAJ C	17	17	17	17	16	84	70	14	83.33
6	23BAP006	KAVIYA DEVI A	17	17	17	17	16	84	72	12	85.71
7	23BAP007	YASHINI D	17	17	17	17	16	84	82	2	97.62
8	23BAP008	VINOTH KUMAR S	17	17	17	17	16	84	47	37	55.95
9	23BAP009	LOKESH B	17	17	17	17	16	84	64	20	76.19
10	23BAP010	SHANJAY P	17	17	17	17	16	84	37	47	44.05
11	23BAP011	PRIYADHARSHAN K	17	17	17	17	16	84	61	23	72.62
12	23BAP012	JOSHUA H	17	17	17	17	16	84	63	21	75.00
13	23BAP013	MARK STEPHEN RAJ A	17	17	17	17	16	84	8	76	9.52
14	23BAP014	DEEPAK M	17	17	17	17	16	84	67	17	79.76
15	23BAP015	MOOVENDRAN E	17	17	17	17	16	84	74	10	88.10
16	23BAP016	KAVIYA M	17	17	17	17	16	84	72	12	85.71
17	23BAP017	KAVINESH M	17	17	17	17	16	84	70	14	83.33
18	23BAP019	SURYA B	17	17	17	17	16	84	55	29	65.48
19	23BAP020	YAZHINI G	17	17	17	17	16	84	6	78	7.14
20	23BAP021	MANIKANDAN SS	17	17	17	17	16	84	74	10	88.10
21	23BAP022	JAYA DINAKARAN R	17	17	17	17	16	84	61	23	72.62
22	23BAP023	HARISH S	17	17	17	17	16	84	83	1	98.81
23	23BAP025	JEEVA K	17	17	17	17	16	84	62	22	73.81
24	23BAP026	AKILAN.P	17	17	17	17	16	84	73	11	86.90
25	23BAP027	SIVARAM S	17	17	17	17	16	84	32	52	38.10
26	23BAP028	RAJESHWARI J	17	17	17	17	16	84	80	4	95.24
27	23BAP029	SANJAI PERIYASAMY B	17	17	17	17	16	84	43	41	51.19
28	23BAP030	DEEPAK L	17	17	17	17	16	84	84	0	100.00
29	23BAP031	BLESSY A	17	17	17	17	16	84	40	44	47.62
30	23BAP032	PRAVEEN K	17	17	17	17	16	84	8	76	9.52
31	23BAP033	JAGANNATH S	17	17	17	17	16	84	78	6	92.86
32	23BAP034	SREENITHI J	17	17	17	17	16	84	55	29	65.48
33	23BAP035	KAVIYA.S	17	17	17	17	16	84	80	4	95.24
34	23BAP036	PRAJEEN JYYOTHISH M	17	17	17	17	16	84	80	4	95.24
35	23BAP038	DHANUSH D	17	17	17	17	16	84	70	14	83.33
36	23BAP039	EZHILARASI D	17	17	17	17	16	84	49	35	58.33
37	23BAP040	FATHIMA THANZEEHA A	17	17	17	17	16	84	65	19	77.38

S.No	Student ID	Student Name	P1	P2	P3	P4	P5	Total No Of Periods	Atten Peroids	Absent Peroids	Percentage
38	23BAP041	KARTHILINGAM S	17	17	17	17	16	84	84	0	100.00
39	23BAP043	AKSHAYA M	17	17	17	17	16	84	58	26	69.05
40	23BAP044	SURYA BARATHI P	17	17	17	17	16	84	64	20	76.19
41	23BAP045	PRIYADHARSHINI M	17	17	17	17	16	84	60	24	71.43
42	23BAP046	VIGNESHWAR RAO N	17	17	17	17	16	84	46	38	54.76
43	23BAP047	NIRMALA M R	17	17	17	17	16	84	75	9	89.29
44	23BAP049	VIJAYAKUMAR R	17	17	17	17	16	84	51	33	60.71
45	23BAP050	ANBUSELVAN R	17	17	17	17	16	84	75	9	89.29
46	23BAP051	NAVEEN KUMAR S	17	17	17	17	16	84	9	75	10.71
47	23BAP054	PRANAV T J	17	17	17	17	16	84	66	18	78.57
48	23BAP055	KARTHIKEYAN S	17	17	17	17	16	84	43	41	51.19
49	23BAP057	JANANI G	17	17	17	17	16	84	72	12	85.71
50	23BAP058	R SHARVESH YADAV	17	17	17	17	16	84	53	31	63.10
51	23BAP059	PINOLA.A	17	17	17	17	16	84	52	32	61.90
52	23BAP061	ROHITH S	17	17	17	17	16	84	10	74	11.90
53	23BAP062	PAVITHRA R	17	17	17	17	16	84	50	34	59.52


Class Incharge


HOD


Principal



Attendance Percentage Report : 2024-2025

Department Details: B.Sc - Criminology and Criminal Justice Science - III Year - A

Date: 01-01-2025 - 31-01-2025

S.No	Student ID	Student Name	P1	P2	P3	P4	P5	Total No Of Periods	Atten Peroids	Absent Peroids	Percentage
1	22BAP001	DHILIP KUMAR S	17	16	17	17	17	84	61	23	72.62
2	22BAP002	A EDWIN RICHARD	17	16	17	17	17	84	41	43	48.81
3	22BAP003	ARUL WINCILINE.N	17	16	17	17	17	84	68	16	80.95
4	22BAP004	SHRUHITH S B S	17	16	17	17	17	84	46	38	54.76
5	22BAP005	JEEVA.R	17	16	17	17	17	84	59	25	70.24
6	22BAP006	ABRAHAM.I	17	16	17	17	17	84	59	25	70.24
7	22BAP007	VINODHAN.R	17	16	17	17	17	84	42	42	50.00
8	22BAP008	SANTHOSH.S	17	16	17	17	17	84	73	11	86.90
9	22BAP009	ROHITH J	17	16	17	17	17	84	8	76	9.52
10	22BAP010	S SATHYA SUTHAN	17	16	17	17	17	84	45	39	53.57
11	22BAP011	DHUVARAGANATH A	17	16	17	17	17	84	77	7	91.67
12	22BAP012	NIRMAL KUMAR G	17	16	17	17	17	84	19	65	22.62
13	22BAP013	UTHITH KUMAR.R	17	16	17	17	17	84	65	19	77.38
14	22BAP014	J DHANUSH RAJ	17	16	17	17	17	84	76	8	90.48
15	22BAP015	DEENA M	17	16	17	17	17	84	70	14	83.33
16	22BAP016	JOHN JEYARAJ P	17	16	17	17	17	84	61	23	72.62
17	22BAP017	HARINI G	17	16	17	17	17	84	41	43	48.81
18	22BAP019	R.BALAMURUGAN	17	16	17	17	17	84	64	20	76.19
19	22BAP020	S.S.ANBUSELVAN	17	16	17	17	17	84	48	36	57.14
20	22BAP021	G.SHOBANRAJ	17	16	17	17	17	84	84	0	100.00
21	22BAP022	V SORNALAKSHMI	17	16	17	17	17	84	74	10	88.10
22	22BAP024	G.ABUBAKKAR SIDDIQ	17	16	17	17	17	84	74	10	88.10
23	22BAP026	M.PREETHI DEVI	17	16	17	17	17	84	46	38	54.76
24	22BAP027	G.DEVADHARSHINI	17	16	17	17	17	84	35	49	41.67
25	22BAP028	SUDHAGAR.M	17	16	17	17	17	84	38	46	45.24
26	22BAP029	R.KRISHNA KUMAR	17	16	17	17	17	84	33	51	39.29
27	22BAP030	YESHWANTH.C	17	16	17	17	17	84	40	44	47.62
28	22BAP031	S.PRITHIV	17	16	17	17	17	84	46	38	54.76
29	22BAP032	THIRUSELVAM.C.K	17	16	17	17	17	84	7	77	8.33
30	22BAP033	R.DINESH KUMAR	17	16	17	17	17	84	33	51	39.29
31	22BAP034	K.LOKESHWARAN	17	16	17	17	17	84	40	44	47.62
32	22BAP035	SUBALAKSHMI.S	17	16	17	17	17	84	54	30	64.29
33	22BAP036	G.DINESH KUMAR	17	16	17	17	17	84	56	28	66.67
34	22BAP037	JANANI.J	17	16	17	17	17	84	69	15	82.14
35	22BAP038	E IYYAPPAN	17	16	17	17	17	84	25	59	29.76
36	22BAP039	S.LOGESH KUMAR	17	16	17	17	17	84	38	46	45.24
37	22BAP040	CHANDRU.M	17	16	17	17	17	84	57	27	67.86

S.No	Student ID	Student Name	P1	P2	P3	P4	P5	Total No Of Periods	Atten Peroids	Absent Peroids	Percentage
38	22BAP042	RAKESH.R	17	16	17	17	17	84	7	77	8.33
39	22BAP043	N FAHIM	17	16	17	17	17	84	45	39	53.57
40	22BAP045	K B RIDHUVARSHINI	17	16	17	17	17	84	2	82	2.38
41	22BAP046	NEWTON JOHN ALWYN. R	17	16	17	17	17	84	59	25	70.24
42	22BAP047	R ROHITH	17	16	17	17	17	84	59	25	70.24
43	22BAP048	V V J NAVANEETHAN	17	16	17	17	17	84	47	37	55.95
44	22BAP049	SHAARAN R M	17	16	17	17	17	84	69	15	82.14
45	22BAP051	PACHAIAPPAN R	17	16	17	17	17	84	53	31	63.10
46	22BAP052	B BHARAT KANNAN	17	16	17	17	17	84	84	0	100.00
47	22BAP053	R MUKESH	17	16	17	17	17	84	41	43	48.81
48	22BAP054	DELHI RAJ.V	17	16	17	17	17	84	50	34	59.52
49	22BAP055	KAMALESH.M	17	16	17	17	17	84	50	34	59.52
50	22BAP056	SATHISH P	17	16	17	17	17	84	68	16	80.95
51	22BAP057	PRAVEEN.V	17	16	17	17	17	84	27	57	32.14
52	22BAP058	D HARI KRISHNAN	17	16	17	17	17	84	48	36	57.14
53	22BAP059	SURENDHAR K	17	16	17	17	17	84	63	21	75.00
54	22BAP060	AKILA R	17	16	17	17	17	84	42	42	50.00
55	22BAP061	R HARI KRISHNAN	17	16	17	17	17	84	76	8	90.48
56	22BAP062	SRINIVAS A	17	16	17	17	17	84	20	64	23.81

S. Suresh
Class Incharge

[Signature]
HOD

[Signature]
Principal